



Skillment

ENGLISH

A Multi-skill Activity Book on English

FS-2
LKG



PMP Planet[®]
Multimedia Publishers
The Ultimate Resource

PM PUBLISHERS PVT. LTD.

Skillment English – FS 2 (LKG)

PMP Editorial Team

© 2022 by PM Publishers Pvt. Ltd.

All rights reserved. No part of this publication may be reproduced, stored in a retrieval system, transmitted or utilised in any form or by any means, electronic or mechanical, including photocopying, recording or otherwise, without the prior written permission of the publisher, or as expressed by law, or under terms agreed with the appropriate Reprographics Rights Organization(s).

This book is sold subject to the condition that it shall not, by way of trade or otherwise, be lent, resold, hired out, or otherwise circulated in any form of binding or cover other than that in which it is published, without the prior written permission of its copyright holder.

ISBN : 978-93-94820-29-6

First Edition : 2023

Price : ₹ 255/-

Printed at :

Published in India by :


The Ultimate Resource

PM PUBLISHERS PVT. LTD.

C-55, Sector-65, NOIDA, Gautam Budh Nagar-201301 (U.P.), India

Ph.: 0120-4300130-33, Mob.: 9540990177

E-mail: info@pmpublishers.in

URL: www.pmpublishers.in

Preface

With a vision of making quality education accessible to all from the Foundational Stage to Secondary Stage of schooling, the **National Education Policy (NEP) 2020** has issued a new pedagogical and academic structure. The new pedagogical and academic structure has been divided into four stages as mentioned below:

Foundational Stage (5 years): Nursery, LKG, UKG, Std. 1 and Std. 2	(3-8 years)
Preparatory Stage (3 years): Std. 3, Std. 4 and Std. 5	(8-11 years)
Middle Stage (3 years): Std. 6, Std. 7 and Std. 8	(11-14 years)
Secondary Stage (4 years): Std. 9, Std. 10, Std. 11 and Std. 12	(14-18 years)

In the new 5+3+3+4 structure, a strong base of **Early Childhood Care and Education (ECCE)** from age 3 is also included.

The overall aim of Early Childhood Care and Education (ECCE) is to attain optimal outcomes in the following domains:

- ✓ Physical and motor development
- ✓ Cognitive development
- ✓ Social-emotional-ethical development
- ✓ Cultural/Artistic development
- ✓ Development of communication and early language, literacy, and numeracy

Our new series, **Skillment**, is properly graded and contains age-appropriate course material for the learners of Foundational Stage to achieve the aims and objectives outlined in the **National Curriculum Framework (NCF) for**

Foundational Stage 2022. The series covers different subjects which are classified under the following categories:

FS 1 (3+ years): Maths, English, EVS, Hindi, Art and Craft, Kavitayen aur Kahaniyan, Rhymes and Stories

FS 2 (4+ years): Maths, English, EVS, Hindi, Art and Craft, Kavitayen aur Kahaniyan, Rhymes and Stories

FS 3 (5+ years): Maths, English, EVS, Hindi, Art and Craft, Kavitayen aur Kahaniyan, Rhymes and Stories

FS 4 (6+ years): Maths, English, EVS, Hindi, English Grammar, Art and Craft, Computer and GK

FS 5 (7+ years): Maths, English, EVS, Hindi, English Grammar, Art and Craft, Computer and GK

Apart from the main books, we are also providing **Workbooks** with Maths, English, EVS and Hindi to learners for extra practice.

The whole set of books for each class also carries a **Teacher's Resource Kit** which contains various kinds of relevant and interesting teaching aid that teachers may use in the classroom.

A **booklet on Social and Emotional Learning (SEL)** including lesson plans is provided for the teachers to inculcate SEL skills in the learners.

Skillment App is for skill building and joyful teaching and learning for teachers and learners.

Web Support

Our web portal pmponline.co.in provides a vital web support to teachers and learners. It includes the following:

- ◆ **Multimedia ebooks:** consist of animation, audio, video, and interactive exercises
- ◆ **Additional worksheets:** printable worksheets for extra practice
- ◆ **Teacher's resource:** comprises lesson plans
- ◆ **Virtual lessons:** consist of pre-recorded video lessons
- ◆ **AR (Augmented Reality) App both for android and iOS:** turns books into smart books with better visualisation and concept clarity

It is a concerted attempt to make the series more useful for the teachers, parents and kids. We hope this series will be quite helpful in achieving the goals set by the NEP 2020. However, we shall appreciate valuable and constructive feedback from teachers and parents to improve the books with every new edition.

—Publishers

FEATURES OF SKILLMENT ENGLISH

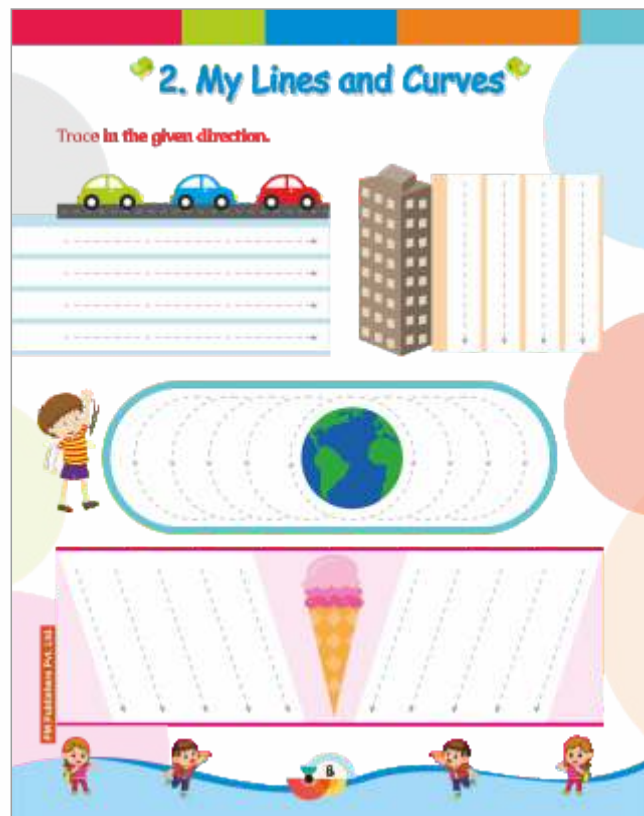
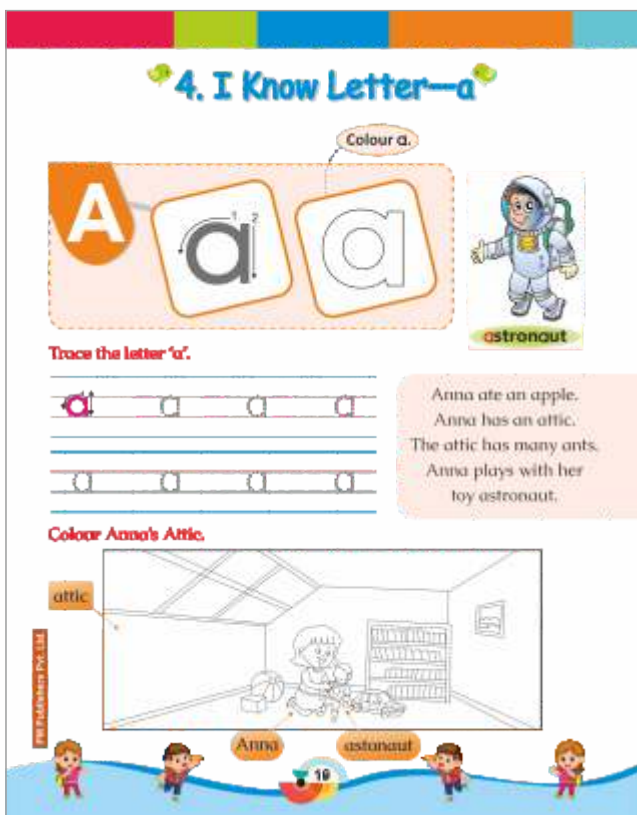
Skillment Environmental Studies series adheres to the guidelines issued under Early Childhood Care and Education mentioned in the National Education Policy 2020 and subsequently in the National Curriculum Framework (NCF) for Foundational Stage 2022.

Aims of Early Childhood Care and Education (ECCE)

- ✓ Physical and motor development
- ✓ Cognitive development
- ✓ Social-emotional and ethical development
- ✓ Cultural/artistic development
- ✓ Development of communication and early language, literacy, and numeracy

Important Features to meet the aims and objectives of ECCE

Activities meant to improve fine-motor skills such as finger tracing, tearing and pasting



Holistic introduction to letters with various Art Integrated and Critical Thinking activities

Revision of letters through Multi-disciplinary approach. Activities integrated with various relevant topics meant to enhance socio-emotional and ethical skills

1. Look and Talk

Illustration showing four panels of an underwater scene. The top-left panel shows a colorful coral reef with various fish. The top-right panel shows a yellow fish swimming near a purple fish. The bottom-left panel shows a blue barrel floating on the ocean floor. The bottom-right panel shows a yellow fish with a speech bubble saying "HELP".

In India, there are many green forests. They have many trees and plants with flowers. They are the home to animals such as wild geese, goats, leopards, tigers and lions. The forests have many insects, reptiles and birds too.

Trace and complete:

Tracing practice lines for the letter 'T'.

Picture comprehension is given to introduce children to various relevant themes

Fun games and activities integrated with revision of letters

48. I can Help!

Trace the correct path to help put the fish food in the fish bowl.

Maze activity where the goal is to trace a path from a fish bowl to a fish food container.

Teacher's Observation Report

There are several areas to be observed in a child's development. The teacher should observe the child's physical, intellectual, emotional, social, and moral development. The teacher should observe the child's progress in relation to the following areas:

Area	Physical	Intellectual	Emotional	Social	Moral
1. Gross Motor Skills					
2. Fine Motor Skills					
3. Cognitive Skills					
4. Literacy Skills					
5. Numeracy Skills					

Teacher's Observation section meant for recording learner's progress in relation to various aspects such as Fine Motor Skills, Cognitive Skills, Literacy Skills, etc.



Contents

Sr.No.	Chapters	Page No.
1.	Look and Talk	7
2.	My Lines and Curves	8
3.	A to Z	9
4.	I Know Letter – a	10
5.	I Know Letter – b	11
6.	I Know Letter – c	12
7.	I Know Letter – d	13
8.	I Know Letter – e	14
9.	Let's Recall – a to e	15-16
10.	I Know Letter – f	17
11.	I Know Letter – g	18
12.	I Know Letter – h	19
13.	I Know Letter – i	20
14.	I Know Letter – j	21
15.	Let's Recall – f to j	22-23
16.	I Know Letter – k	24
17.	I Know Letter – l	25
18.	I Know Letter – m	26
19.	I Know Letter – n	27
20.	I Know Letter – o	28
21.	I Know Letter – p	29
22.	Let's Recall – k to p	30-31
23.	I Know Letter – q	32
24.	I Know Letter – r	33
25.	I Know Letter – s	34

Sr.No.	Chapters	Page No.
26.	I Know Letter – t	35
27.	I Know Letter – u	36
28.	Let's Recall – q to u	37-38
29.	I Know Letter – v	39
30.	I Know Letter – w	40
31.	I Know Letter – x	41
32.	I Know Letter – y	42
33.	I Know Letter – z	43
34.	Let's Recall – v to z	44-45
35.	I can Write – Letters	46
36.	I know My Letters	47
37.	I can Do It	48
38.	Where is It?	49
39.	What do You See?	50
40.	I Know – Sound of 'a'	51
41.	I Know – Sound of 'e'	52
42.	I Know – Sound of 'i'	53
43.	I Know – Sound of 'o'	54
44.	I Know – Sound of 'u'	55
45.	I Can Write – Words	56
46.	Tricky Words	57-59
47.	I can Read	60
48.	I can Help!	61
49.	I can Draw and Colour	62
50.	I Use These Words	63





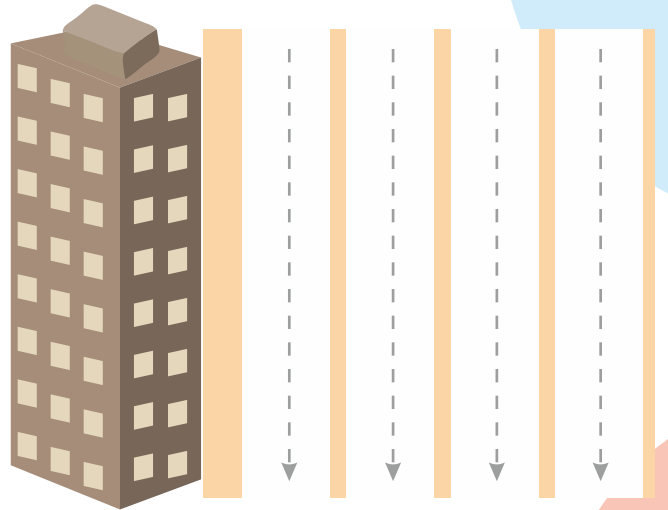
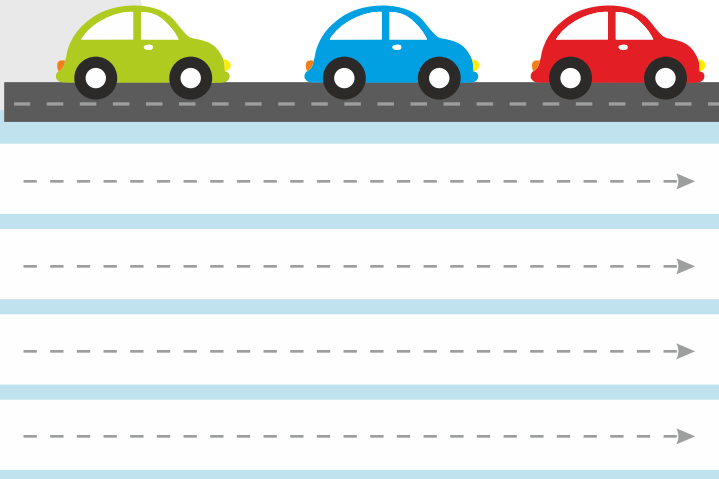


1. Look and Talk



2. My Lines and Curves

Trace in the given direction.



PM Publishers Pvt. Ltd.



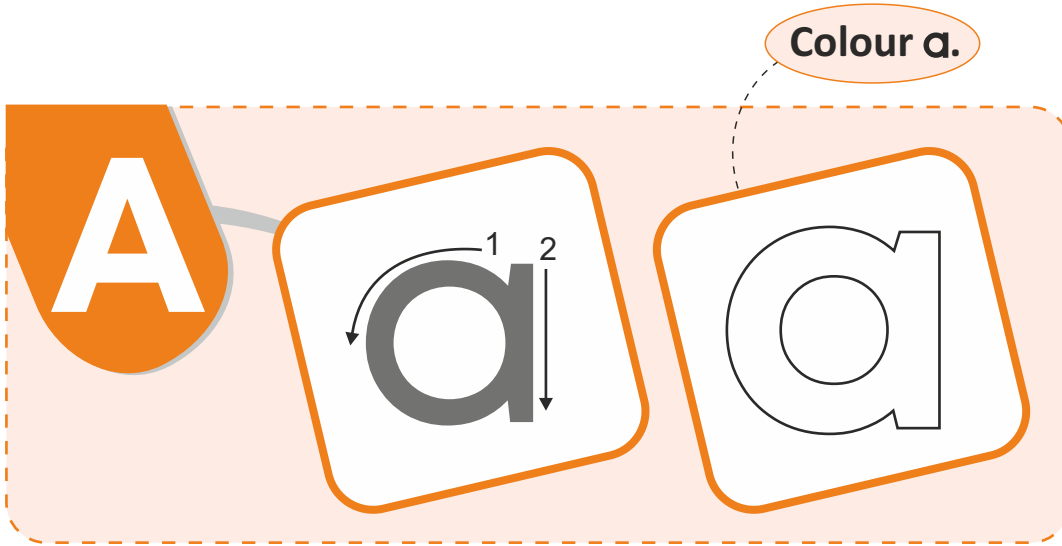
3. A to Z

Read and fill colours in the letters A to Z.

A	B	C	D	E
F	G	H	I	J
K	L	M	N	O
P	Q	R	S	T
U	V	W	X	Y
	Z			

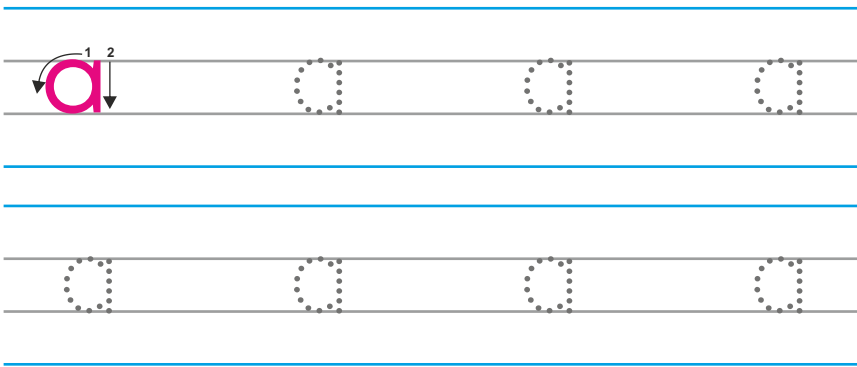


4. I Know Letter—a




astronaut

Trace the letter 'a'.



Anna ate an apple.
Anna has an attic.
The attic has many ants.
Anna plays with her
toy astronaut.


Colour Anna's Attic.



Anna

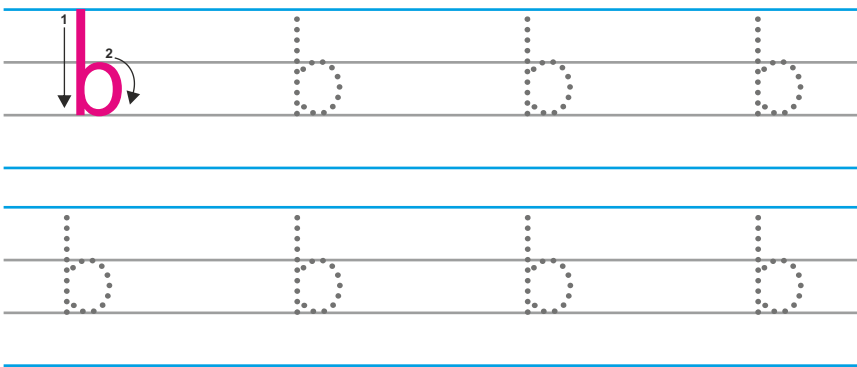
astronaut

5. I Know Letter—b




bed

Trace the letter 'b'.




The bee has a friend,
a blue butterfly.
They both fly,
up in the sky.

Colour the butterfly to make it blue.



Blue butterfly






6. I Know Letter—c

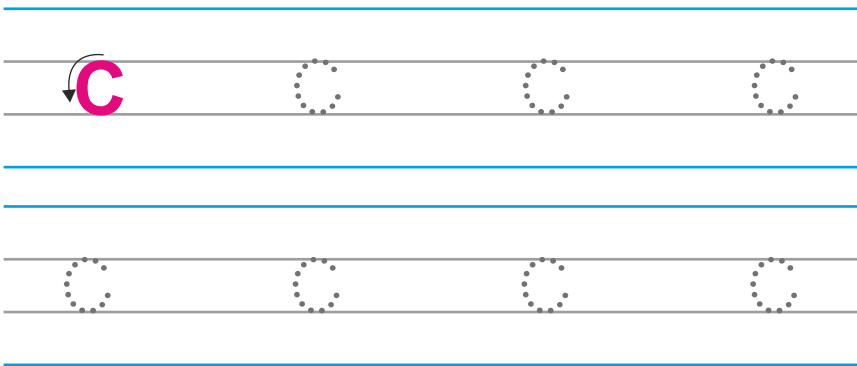


Colour c.



cupcake

Trace the letter 'c'.



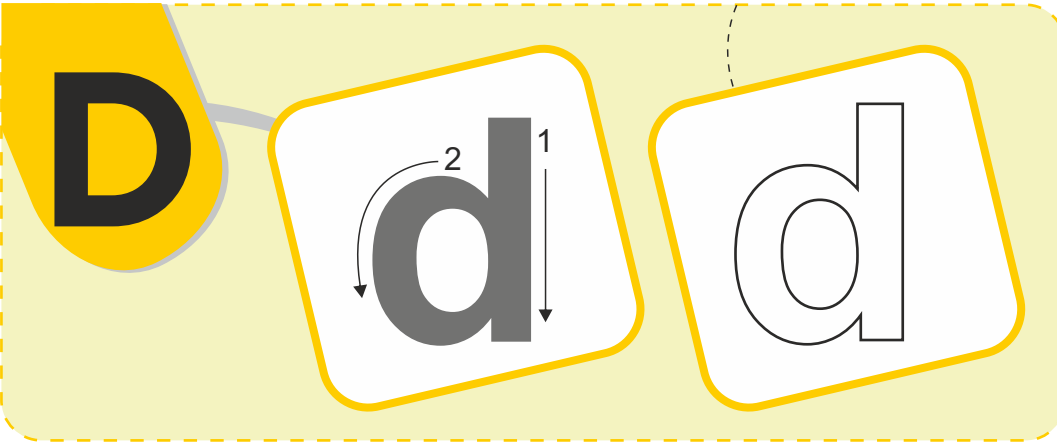
Calli the cuckoo bird,
baked cupcakes in
coloured paper cups.
It was for her friend,
Clara the camel.

Circle the carrot cupcakes with 'c'.



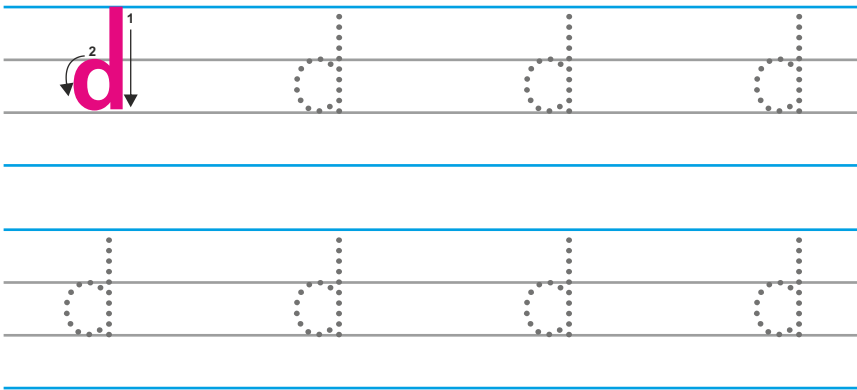
7. I Know Letter—d

Colour d.



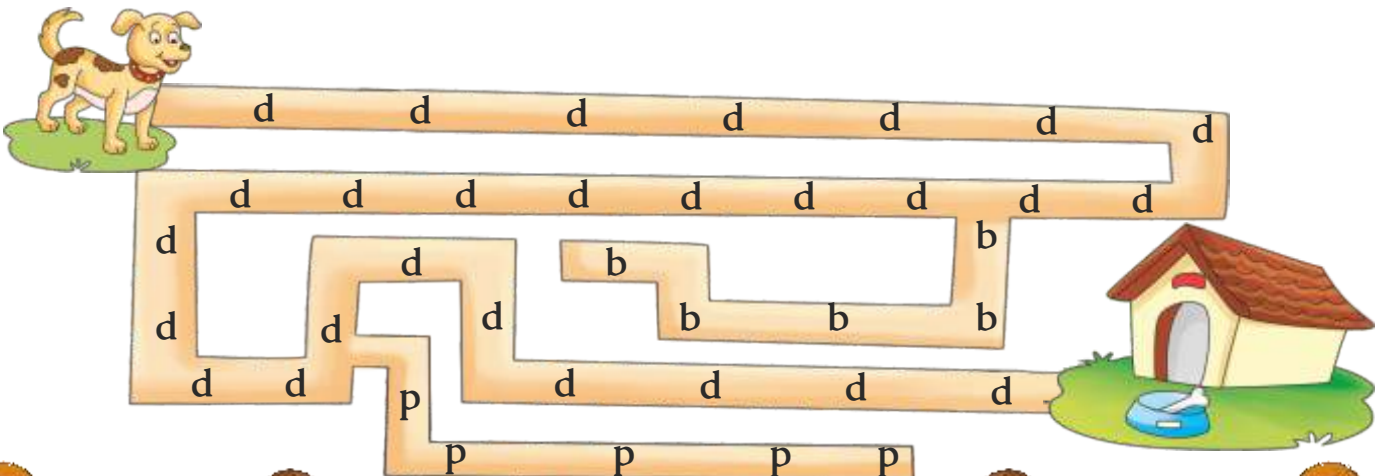
doll

Trace the letter 'd'.




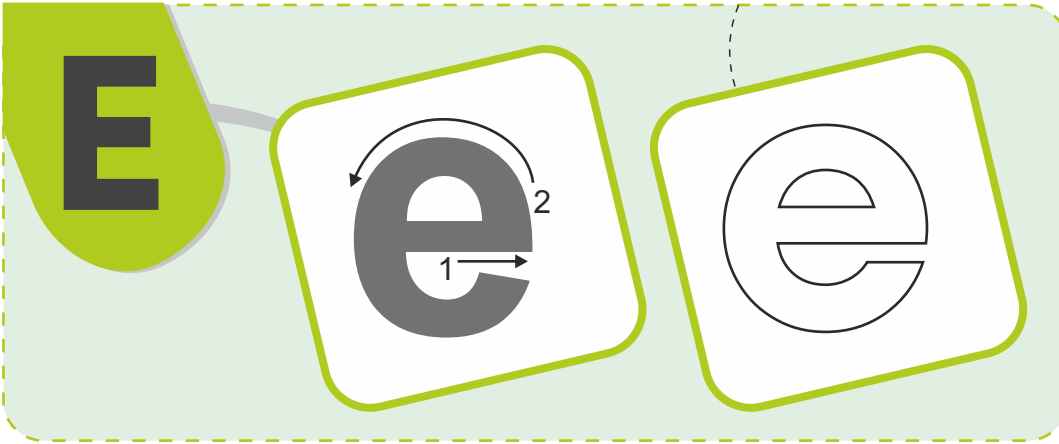
At dawn, Deepak went to his dance class. On his way back, he saw a dog in a dumpster. He took the dog back to his home and built it a dog house.

Trace the path of letter 'd' to help the dog reach the dog house.



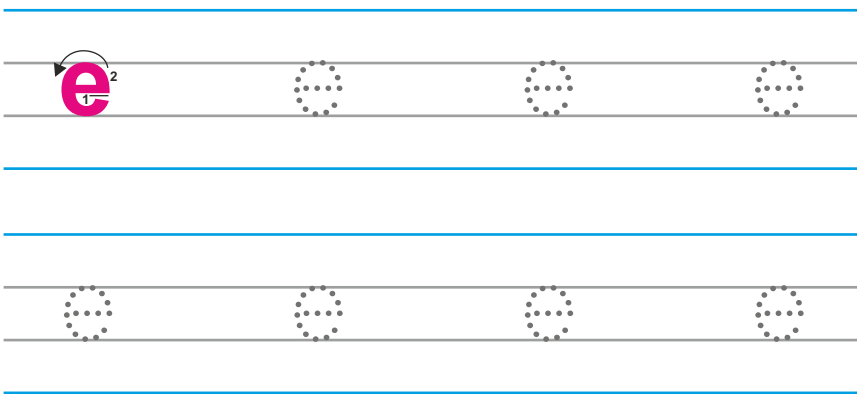
8. I Know Letter—e

Colour e.




entrance

Trace the letter 'e'.



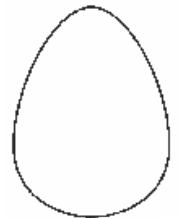

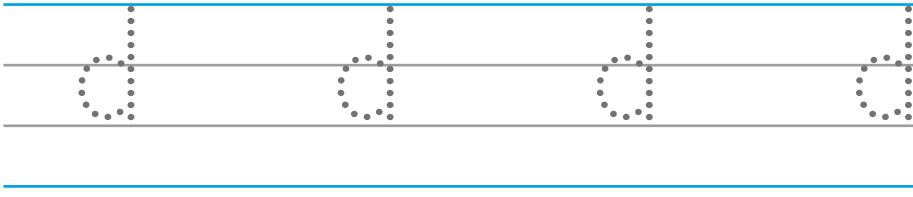

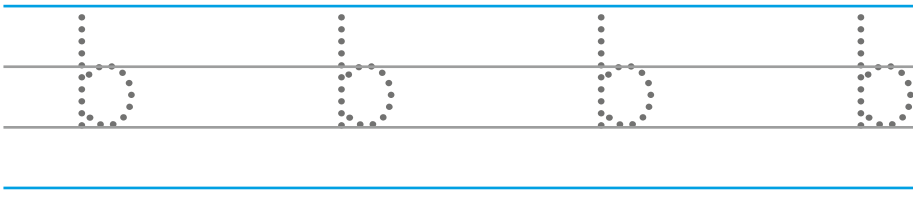
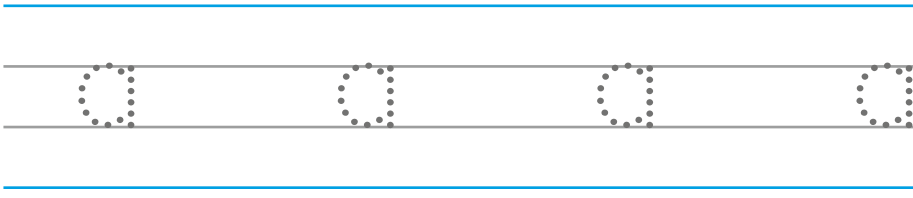
Ellie the elephant kept an empty basket. She filled it with eight eggs and eggplants. She gave them to her friends, the emu and the elk.

Put the eggs and eggplants in the 'e' basket.



9. Let's Recall—a to e

Trace the letters and colour the pictures.



Match the balls with the correct baskets.



The **d**og and the **c**at are going to see their friends, the **e**lephant and the **a**nt, in the forest. They have to cross the river. What will they use? A **c**ar or a **b**oat?



Tick (✓) the correct vehicle.



Trace and complete.

Aa

Bb

Cc



Dd

Ee



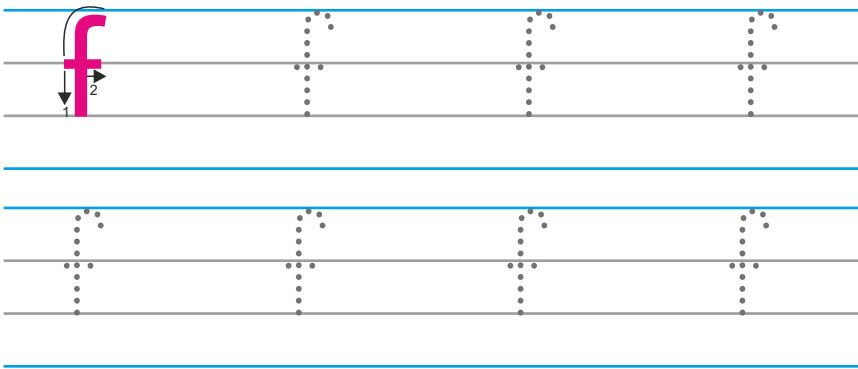
10. I Know Letter—f

Colour f.




frog

Trace the letter 'f'.



Finny the fish lived in the pond.
He had flowers to smell but no fruits to eat. Foy the frog went on the land to eat flies. He brought fruits for the fish to eat.

Help the frog reach the fruits.






11. I Know Letter—g

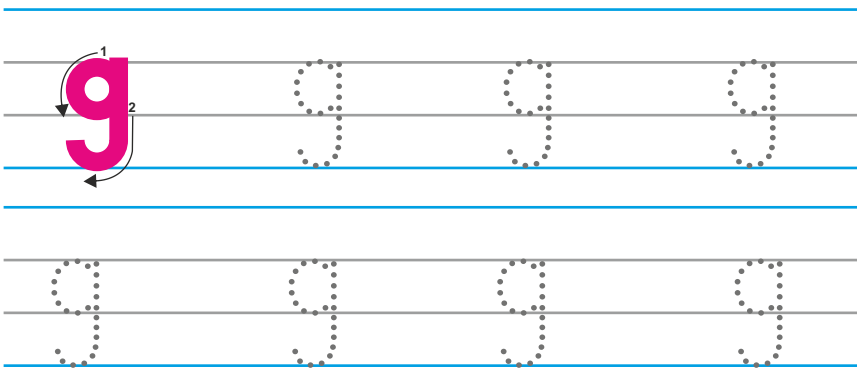


Colour g.



gift

Trace the letter 'g'.



Ginni had a glass of grape juice. She opened the gates and went outside. She saw her goat eating grass.

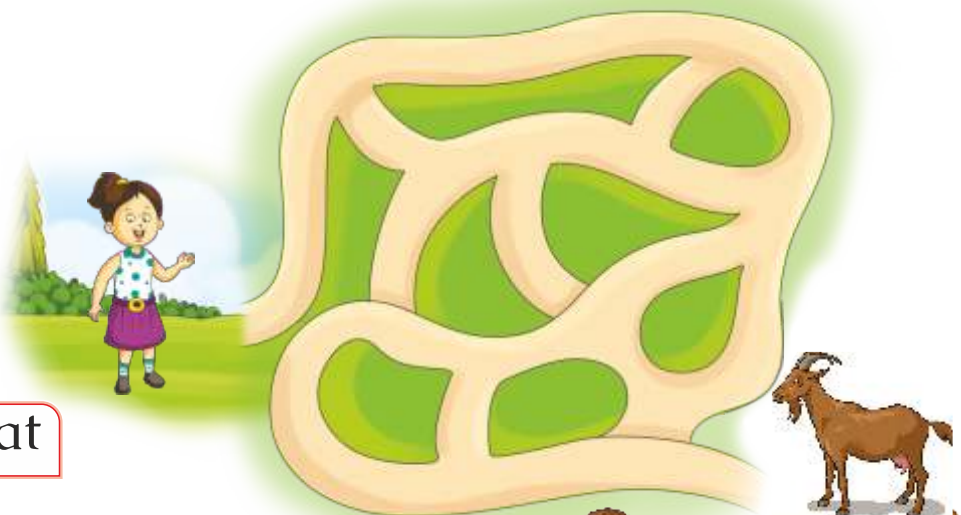
Trace the correct path to help Ginni find her goat.



girl

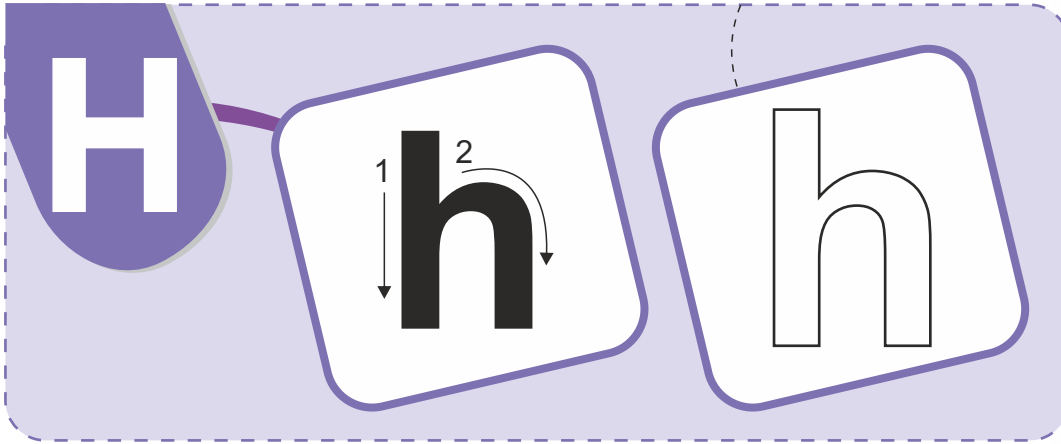


goat



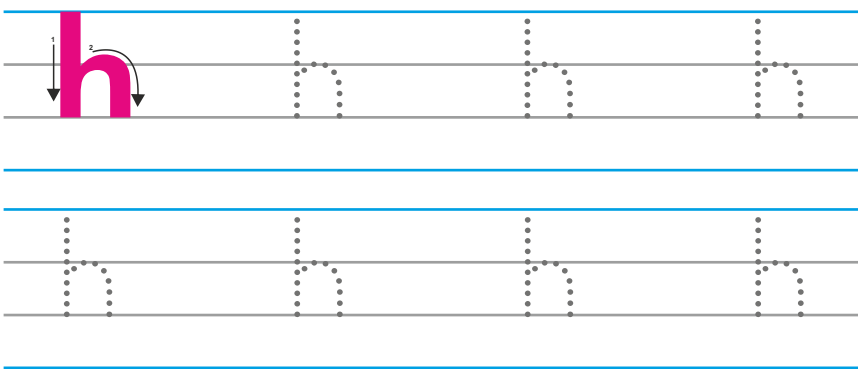
12. I Know Letter—h

Colour h.



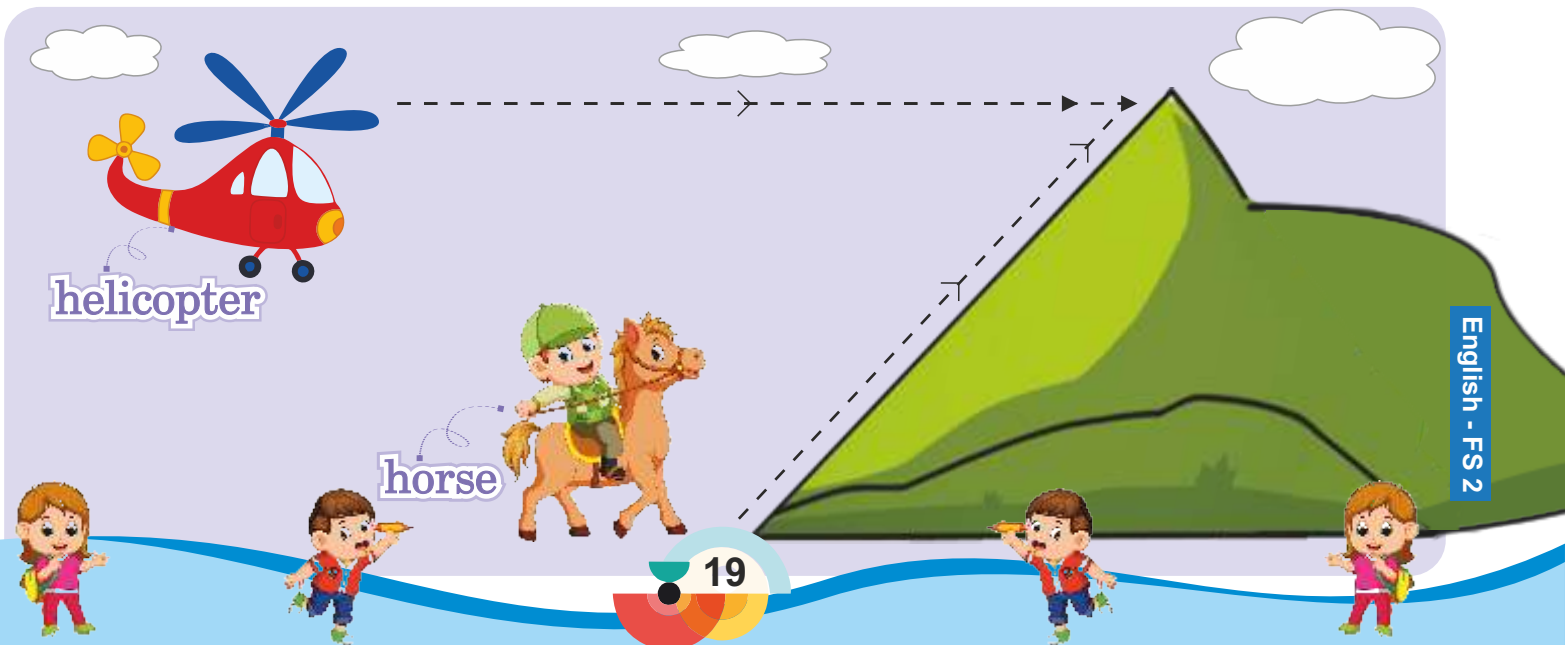
horse

Trace the letter 'h'.




The hunter wore a hat.
He sat on the horse.
He raced up the hill.
A huge helicopter was
flying to the hill as well.
Who will reach there first?

Trace the path of the horse and the helicopter to reach the top of the hill.




13. I Know Letter—i

Colour i.





iguana

Trace the letter 'i'.

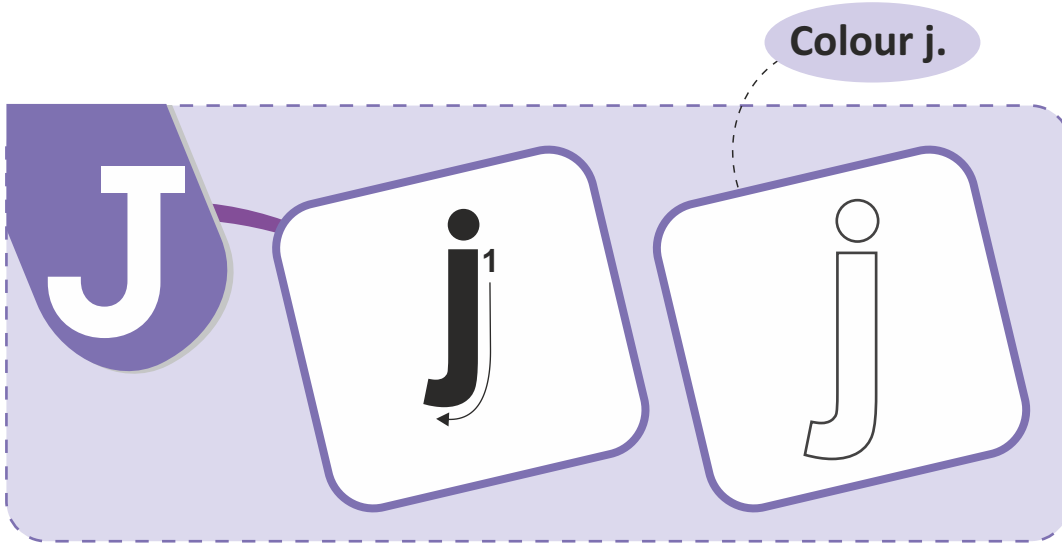


Ira has an inkpot
and an ink pen.
She like to
draw images.
She draws insects
and igloos.

Colour Ira's insect and igloo.




14. I Know Letter—j



jam

Trace the letter 'j'.




Jiya drank juice
and ate jackfruit.
Jai wore his jacket
and went for a jog
in the jungle.

Trace the path to help Jai get back to his home with letter 'j'.



15. Let's Recall—f to j


Join the dots to complete the letters. Also, colour them.




Match the letters with the correct pictures.



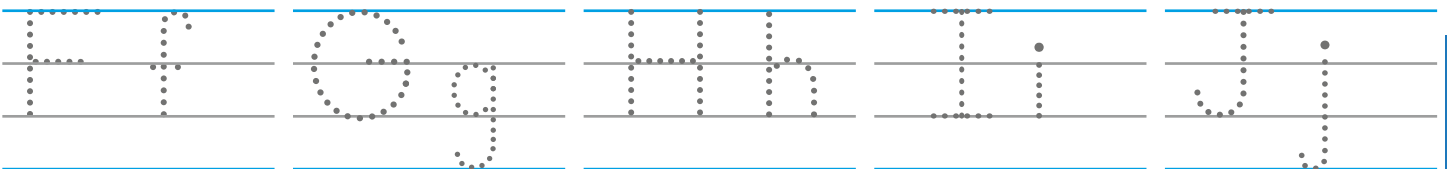
Trace the letters.



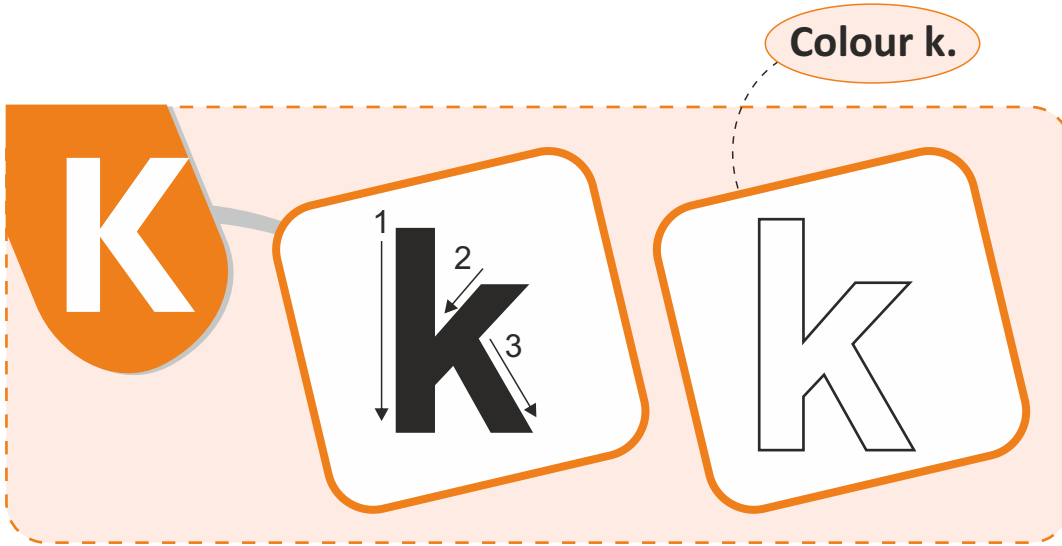


In India, there are many **g**reen **f**orests. They have many trees and plants with **f**lowers. They are the **h**ome to animals such as wild **g**orillas, **g**oats, **h**yenas, **j**aguars and **h**awks. The forests have many **i**nsects, **i**guana and **i**nchworms too.

Trace and complete.

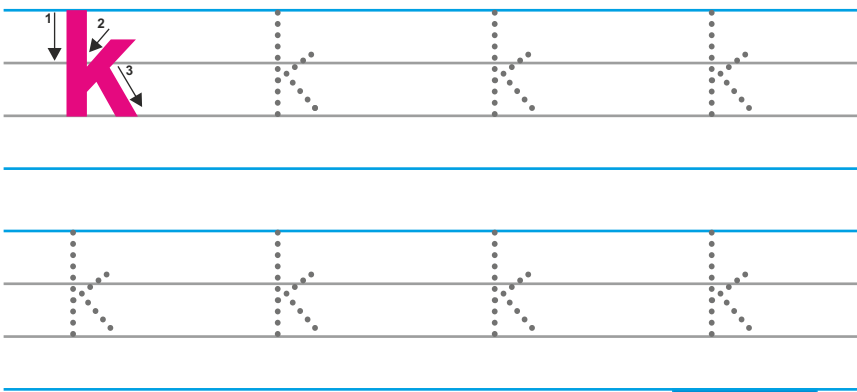


16. I Know Letter—K





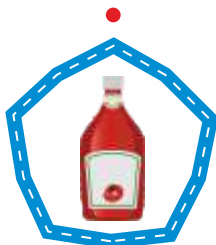
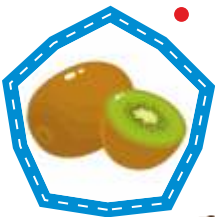
koala

Trace the letter 'k'.



Kirti has a kettle of tea. Kirti eats bread with ketchup and fruits like kiwi. She locks her home with keys. She has pets, a koala and a kitty.

Match letter 'k' with the correct pictures.






17. I Know Letter—l




Colour l.



lotus

Trace the letter 'l'.



We get light from
lamps, bulbs,
and the sun.

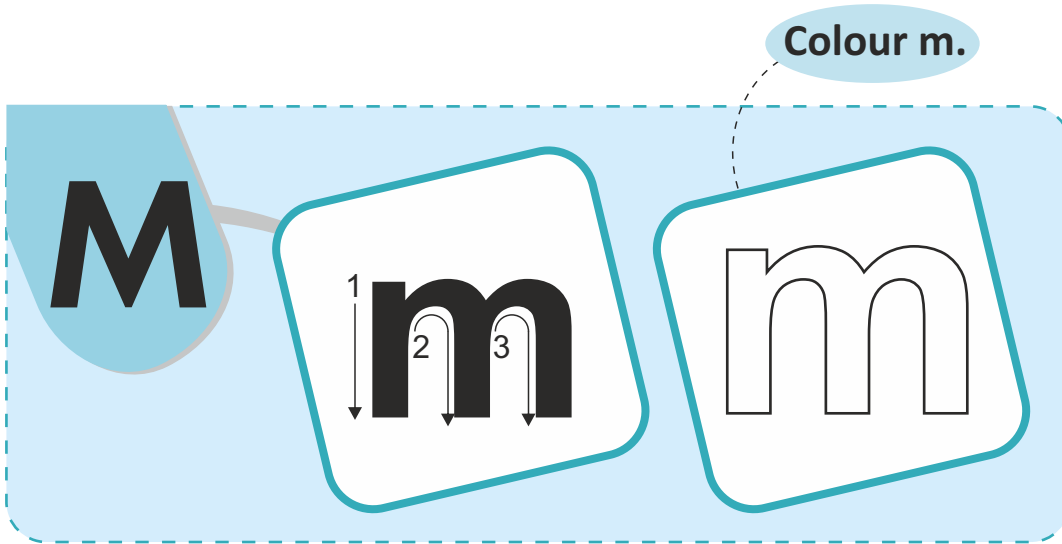
We need light to
look and learn.

We can see the
lake, lion, lamb, lilies
and lemon.


Circle the pictures with names starting with 'l'.



18. I Know Letter—m




Trace the letter 'm'.



I ate mangoes, melons,
mulberry and muffins.
They were so sweet.
What do mushrooms,
macaroni, mustard
and mint taste like?

Circle (○) the mangoes and cross out (×) the mushrooms.


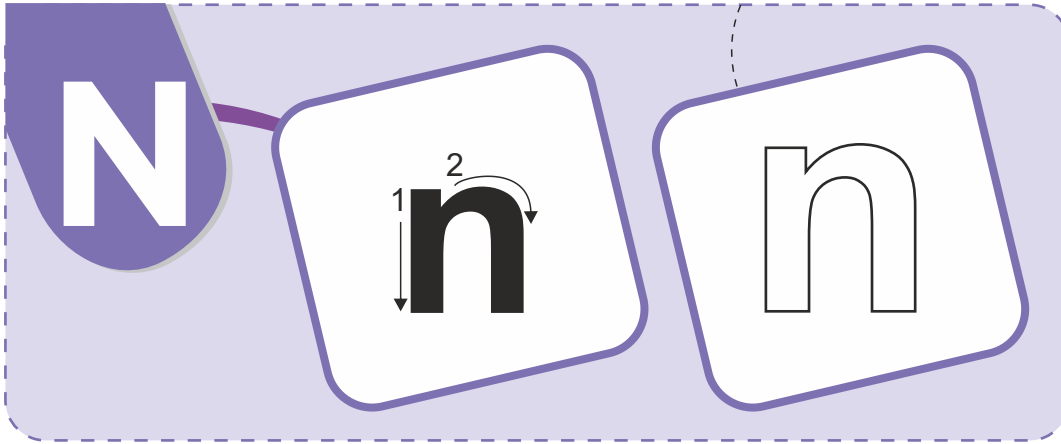




19. I Know Letter—n

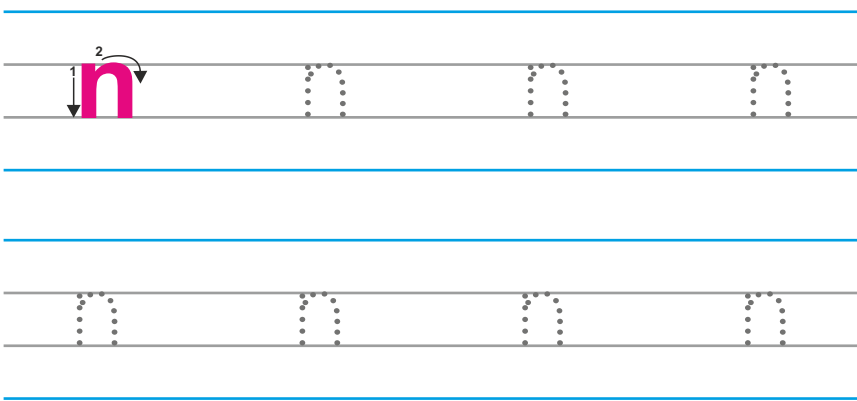


Colour n.




numbers

Trace the letter 'n'.



Niti wipes her nose with her napkin.
Niti notes down in her notebook.
Niti writes numbers from one to nine in it.

Circle the number nine (9).

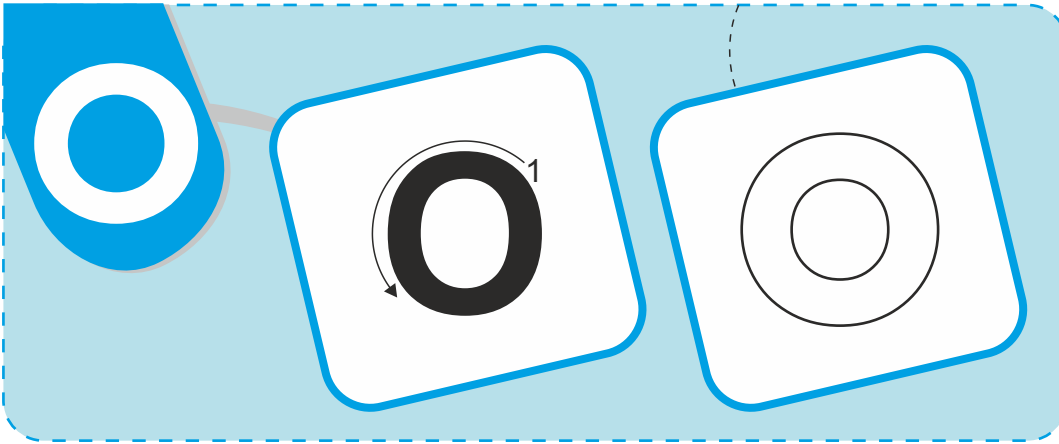




20. I Know Letter—o

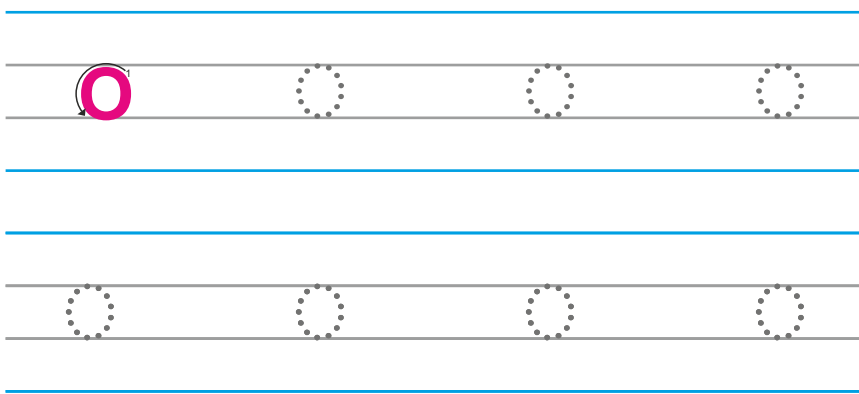


Colour o.



ostrich

Trace the letter 'o'.




Otto's mom went to the office.

She promised she will come back with oranges and origami sheets.



They will make otter, orca, octopus, and ox with the origami sheets.

Colour the orca.



22. Let's Recall—k to p

Read, trace and colour.



Trace and colour the letters.

k

l

m

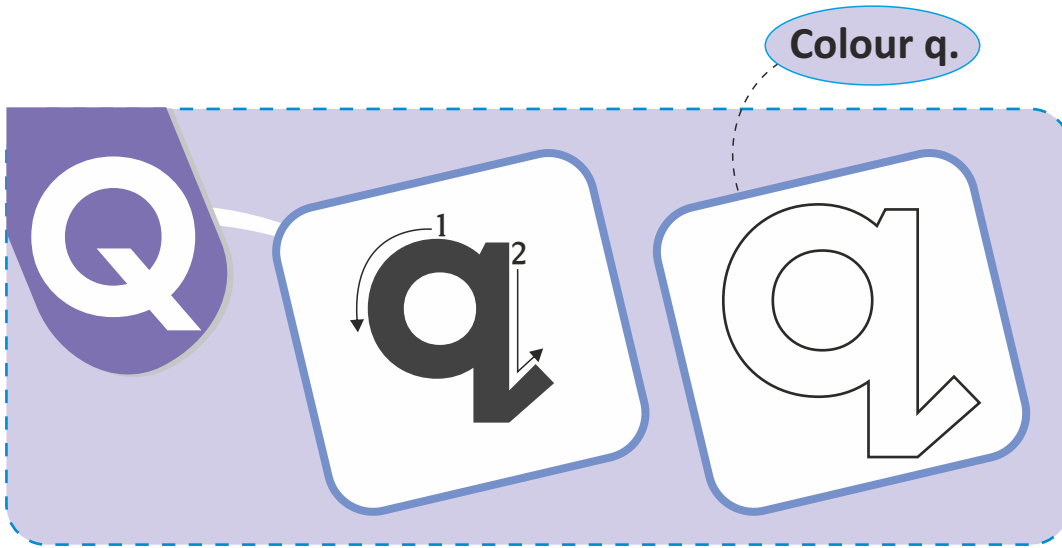
n

o

p



23. I Know Letter—q

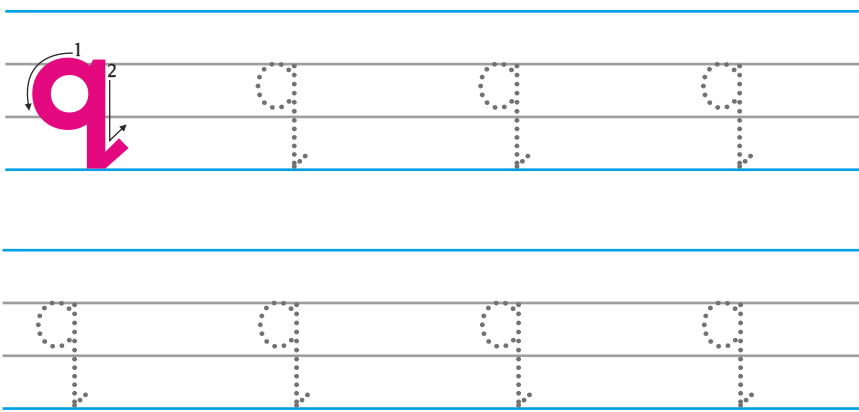


Colour q.



quill

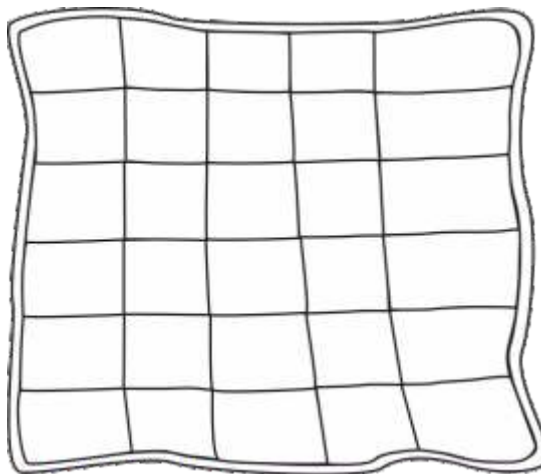
Trace the letter 'q'.



Let's go quickly.
The queen is coming
with her pet quail
and the ducks that
go, 'quack, quack!'
Be quiet. The queen
is writing with her quill.
She will go to sleep.

Decorate the quilt of the queen with
given patterns.

PM Publishers Pvt. Ltd.






24. I Know Letter—r

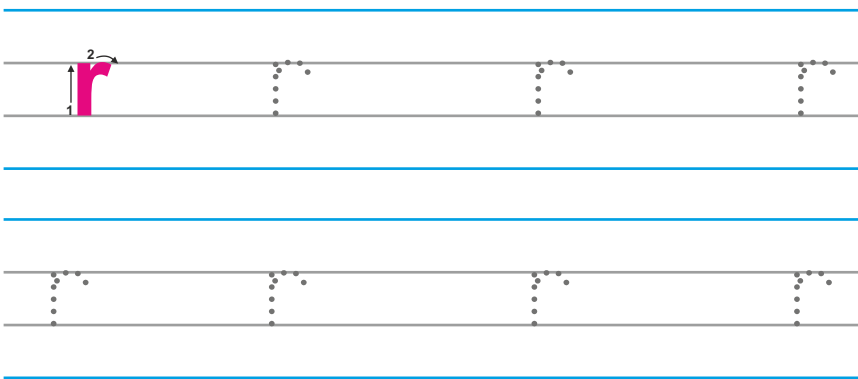


Colour r.



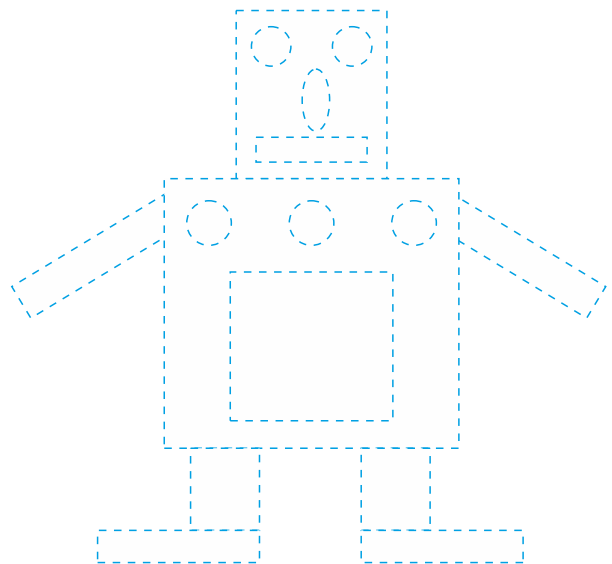

rocket

Trace the letter 'r'.



Ritu has a red ribbon.
Her red dress has ruby stones on it. Ritu wears a rose crown. She plays with robots and rockets.

Trace and complete the robot.
How many shapes do you see?
Count and write.

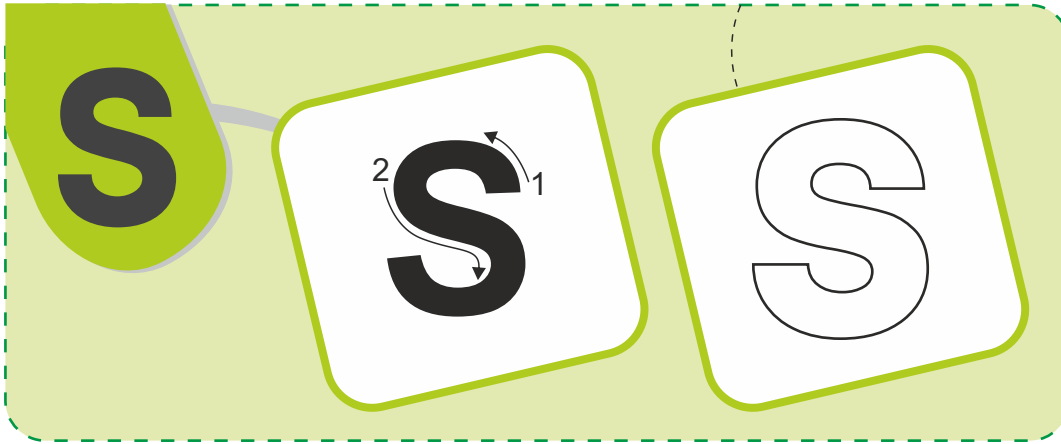




25. I Know Letter—s

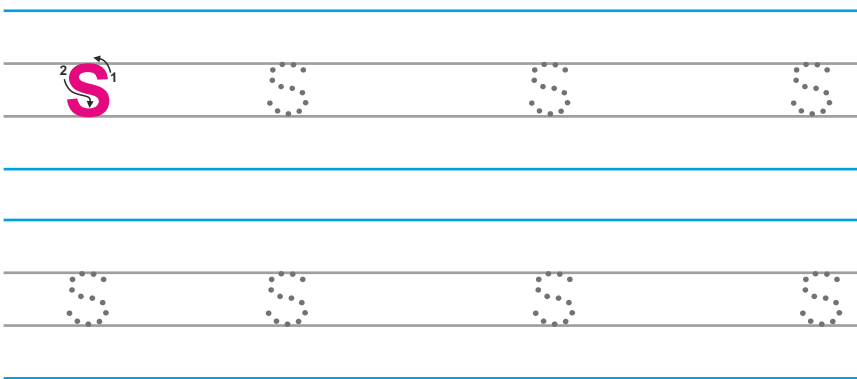


Colour s.



satellite

Trace the letter 's'.



Sia lives in the Sunrise society. It is near the sea. Sia sees the sea snails, and the boats that sail. The sun goes down, and the stars come out. The scene is so pretty when she goes to sleep.

Colour the stars to complete the scenery.

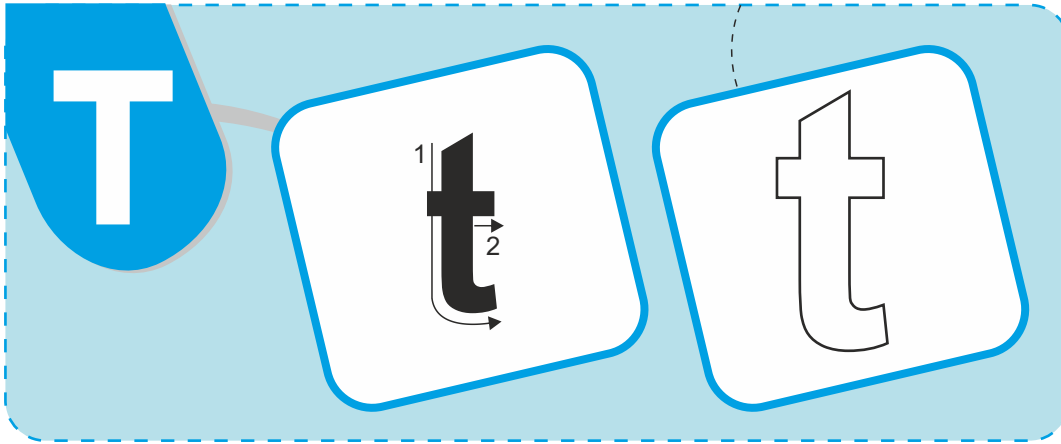




26. I Know Letter—t




Colour t.




tub

Trace the letter 't'.

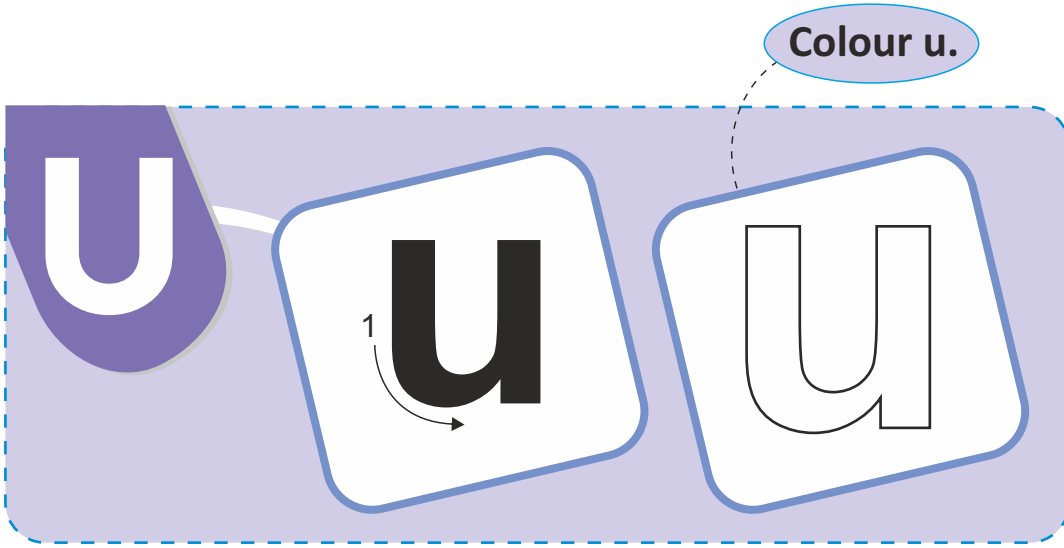


Tim was on the train.
He had his train tickets.
Tim saw trees, tigers,
tomatoes and plants outside
the window. Tim saw tractors,
taxis, tents, and train tracks.
Tim sipped his tea.

Colour the tractor and the taxi.

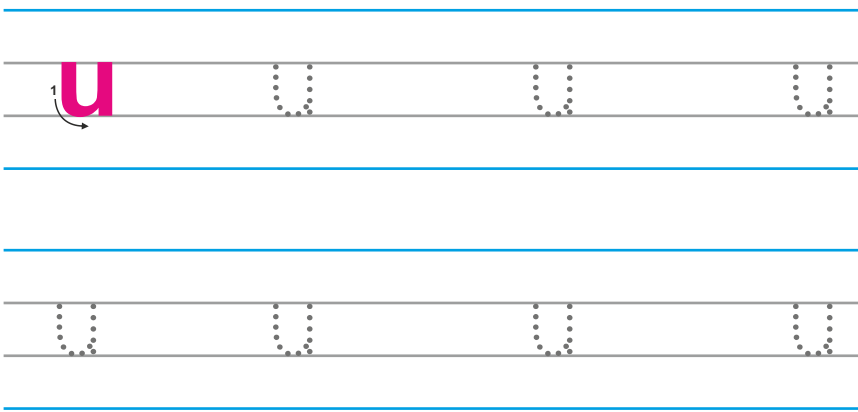


27. I Know Letter—u




umbrella

Trace the letter 'u'.



I was unhappy.
I wanted to go up
the hill. But it rained.
My uncle's umbrella
was under the table.
I picked it up.

Colour the unhappy faces.

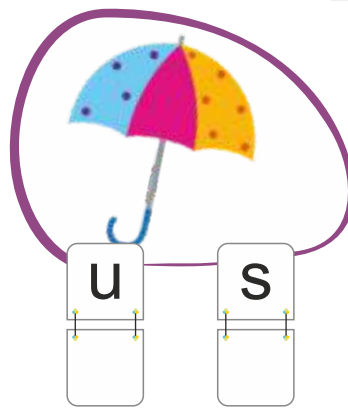
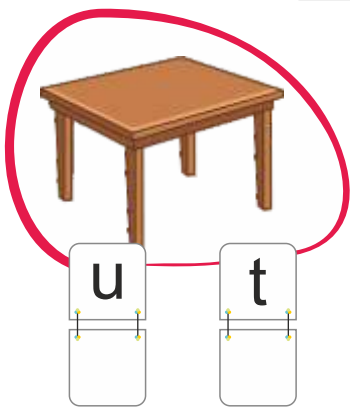
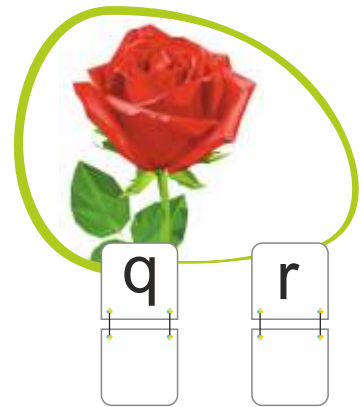
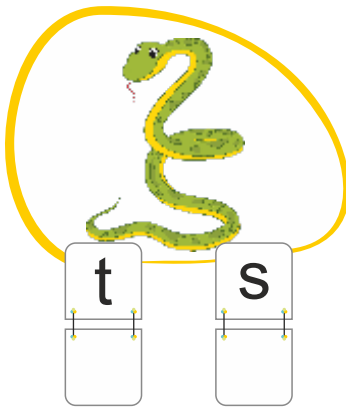
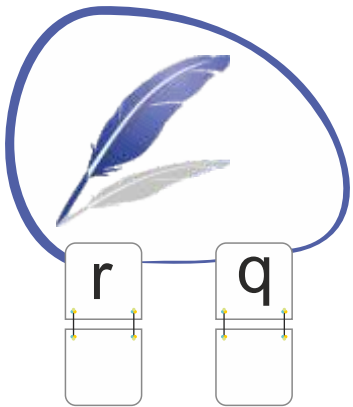


28. Let's Recall—q to u

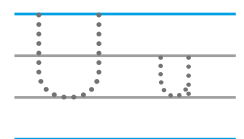
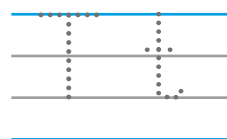
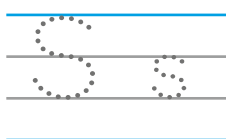
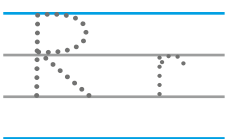
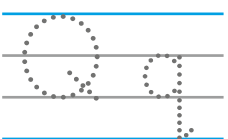
Trace and colour the letters.



Tick (✓) the correct letter.



Trace and complete.



Shapes are Everywhere!

The world is filled with so many shapes.

The quilt and table top are shaped like rectangles.

The sun and my ring are circles.

The up sign is a triangle on top.

The top of a rocket is a triangle too.

The sides of a dice and coloured cubes are squares.

So many shapes, they are everywhere!

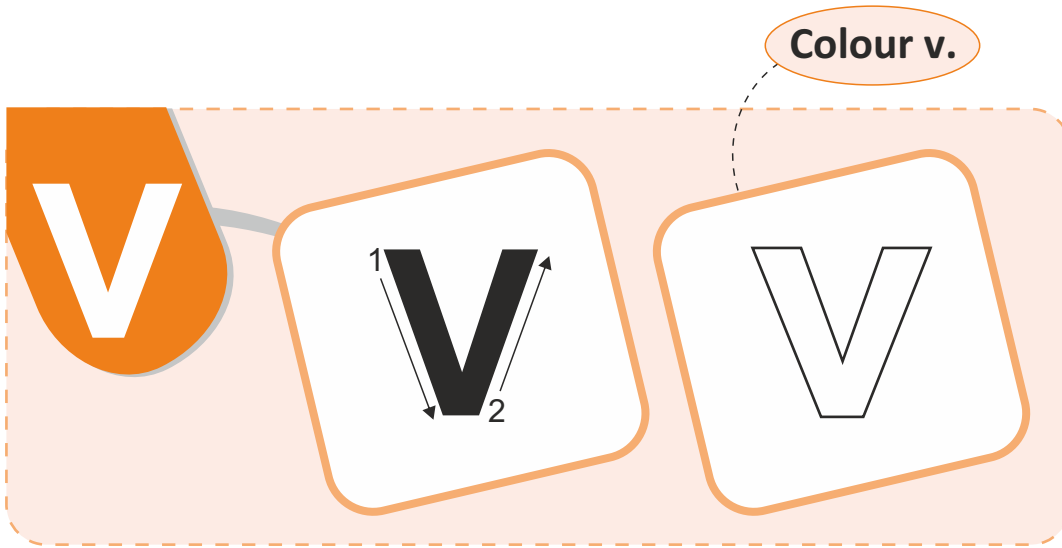


Trace the letters.

Tracing practice lines for the letters q, r, s, l, and u. Each letter is shown seven times in a dotted format on a set of three horizontal lines.

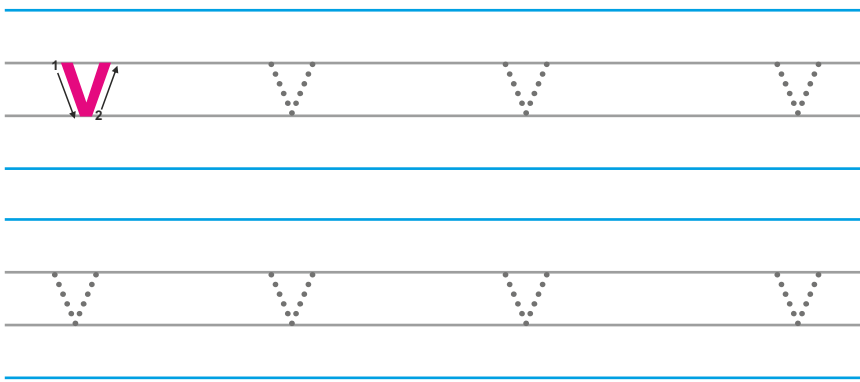


29. I Know Letter—v



village

Trace the letter 'v'.



Viva wore her vest
and went to get vegetables
from a market. It
was near a village in a valley.
She sat in her van.
It went vroom, vroom, vroom.

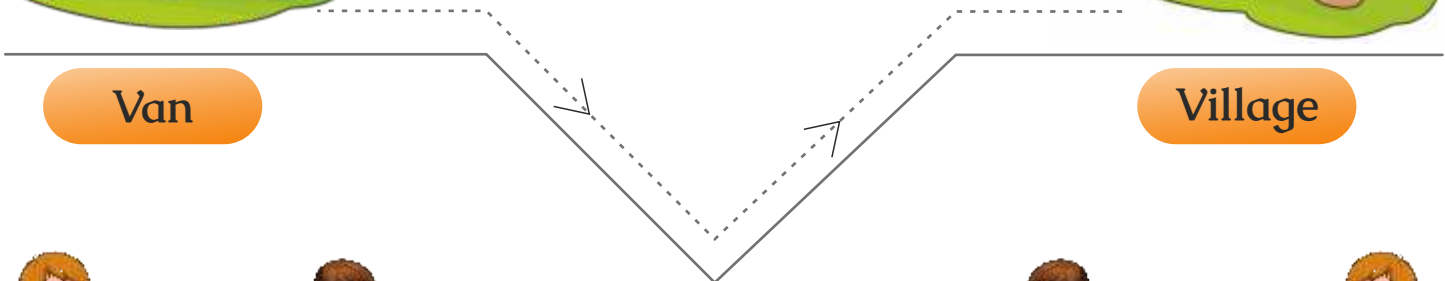
Trace the path to help Viva's van reach the village.



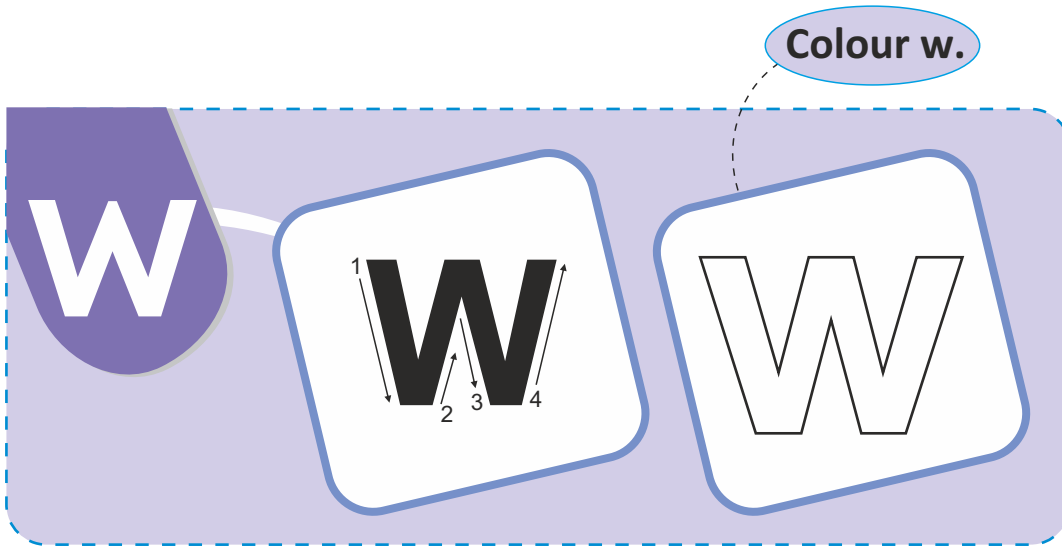
Van



Village

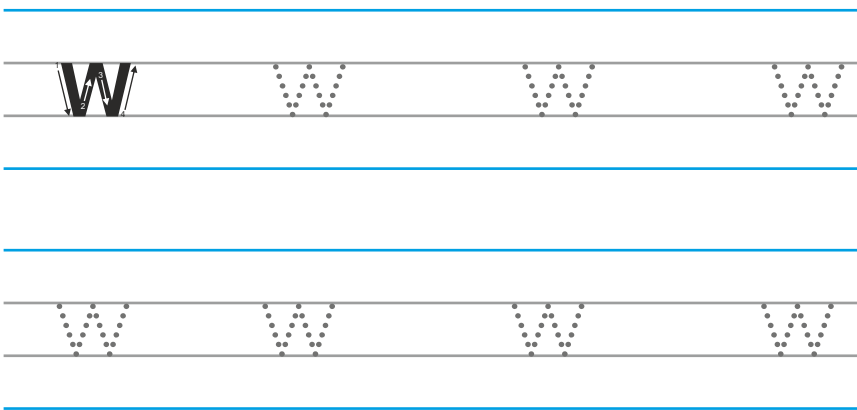


30. I Know Letter—w



window

Trace the letter 'w'.



Wendy had a watch.
The hands in it went
round and round.
She looked out the window,
the windmill wheel
went round and round.

Color the watch.

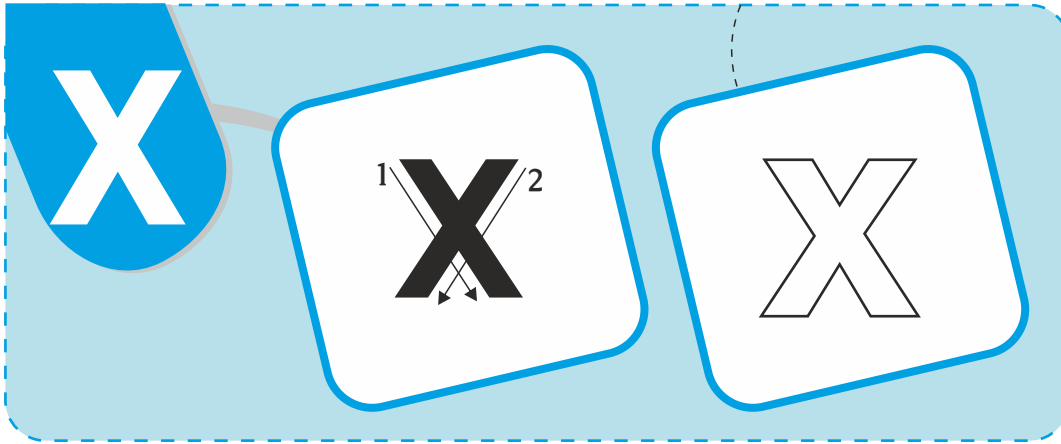




31. I Know Letter—x

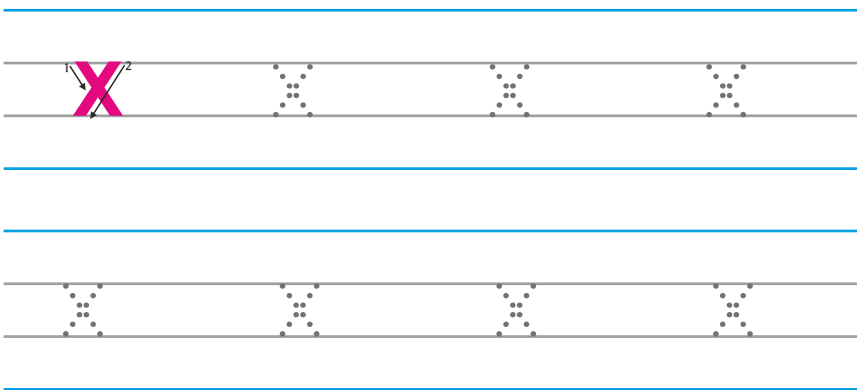


Colour x.



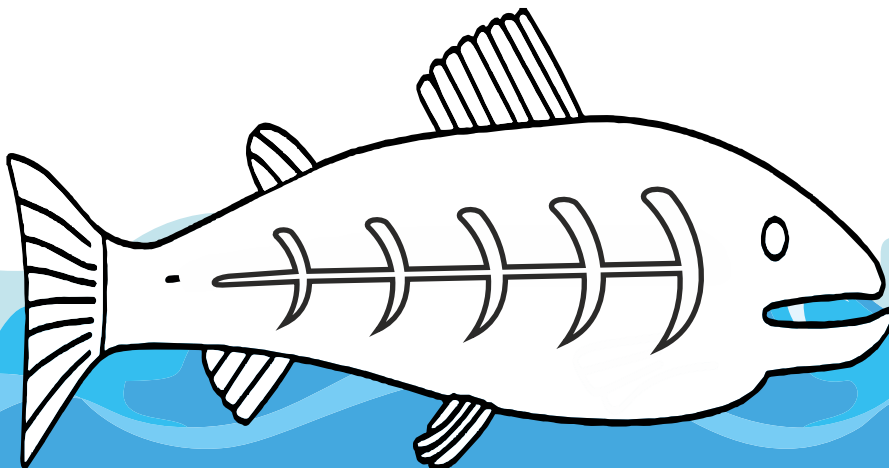
x-mas tree

Trace the letter 'x'.

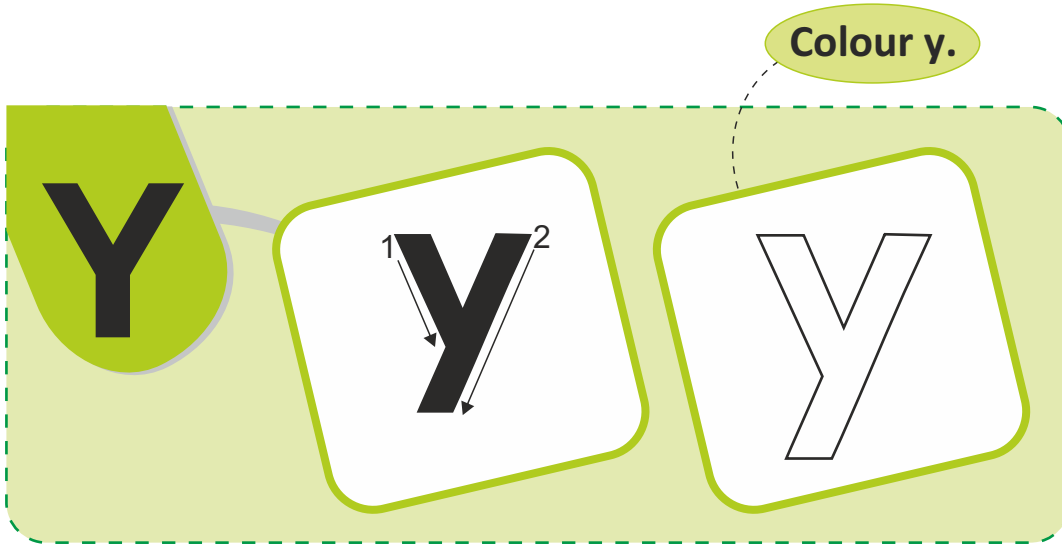


On x-mas, we went to get the x-mas tree. I fell and hurt myself. We went for x-ray. I got a pet x-ray fish as my x-mas gift.

Colour the x-ray fish.

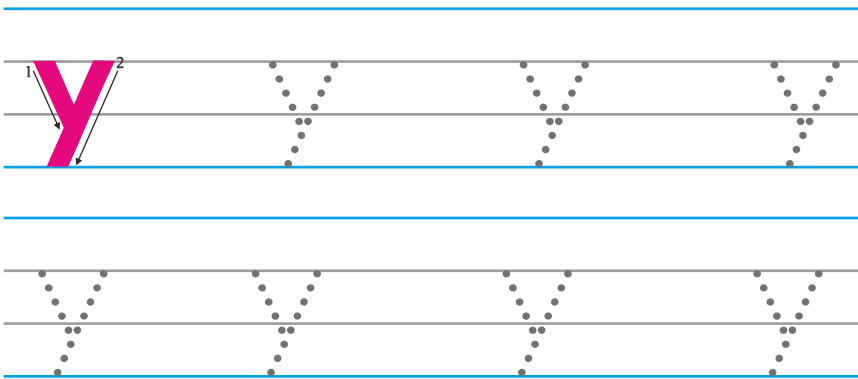


32. I Know Letter—y



yacht

Trace the letter 'y'.

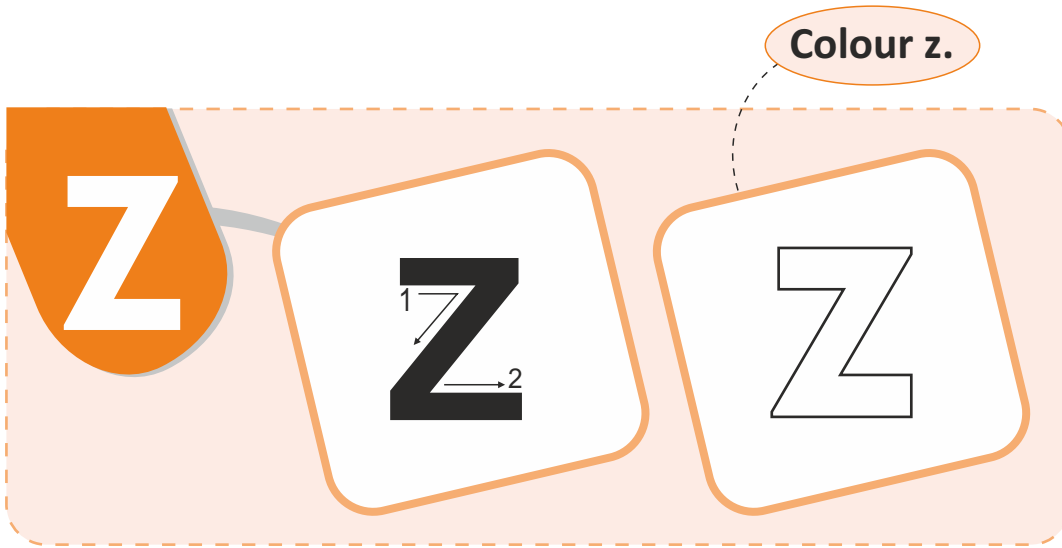


Yash took his yo-yo on a beach trip. He saw a yellow yacht on the beach. Its flag had a yak made on it.


Circle the picture with names starting with 'y'.



33. I Know Letter—z

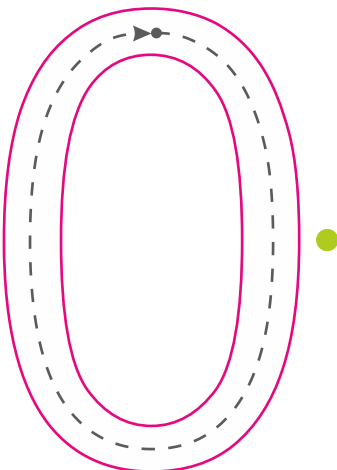


Trace the letter 'z'.



Zoya wore a jacket with a zip.
Zoya went on a zoo trip.
In the zoo, she saw zebras.
There were ten zebras.
Ten is number one
followed by a zero.

Trace zero. Match it to the right basket.





34. Let's Recall—v to z



Trace the letters.

Tracing practice for letters v, w, x, y, and z. Each letter is shown six times on a set of three horizontal lines (top, middle, bottom). The letters are dotted for tracing.

Row 1: v v v v v v

Row 2: w w w w w w

Row 3: x x x x x x

Row 4: y y y y y y

Row 5: z z z z z z

Write the correct first letter below each picture.



Sleeping Volcano

In the **v**illage, the mountains are shaped like **z**ig-zag lines.

The **w**ell is round, just like the **w**heels of the carts.

There is a **v**olcano nearby.

The fence around it is shaped like 'x'. It is to stop children, **y**aks, lambs, and other animals from going near it.

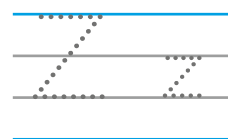
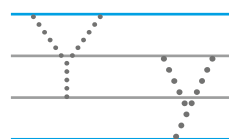
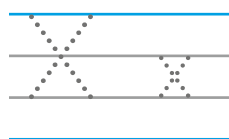
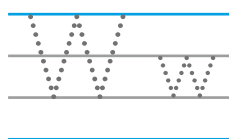
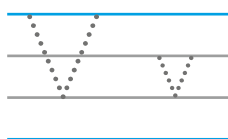
The **v**olcano is asleep.

My uncle says that if it wakes up, hot lava will come out of it.

Colour the
Volcano.



Trace and complete.





35. I can Write—Letters



Trace and write letters from a to z.

Tracing practice lines for lowercase letters a through z. Each letter is shown in a dotted format on a set of three horizontal lines (top, middle, bottom) for tracing.

Row 1: a, b, c, d, e, f, g

Row 2: h, i, j, k, l, m, n

Row 3: o, p, q, r, s, t, u

Row 4: v, w, x, y, z

Write the matching capital letters.

Matching activity for capital letters. Each letter is shown in a colored circle with a dashed outline, next to an empty circle of the same color for writing the matching lowercase letter.

a	b	c	d	e
f	g	h	i	j
k	l	m	n	o
p	q	r	s	t
u	v	w	x	y
z				



36. I Know My Letters

Fill in the missing letters. Use the help box.



k	f	p	m	t
d	x	b	r	i



37. I can Do It



I can clap.



I can sing.



I can run.



I can dance.



I can jump.



I can hop.



I can play the drum.

What else can you do? Draw and tell.

A large, empty dashed-line box for drawing, intended for the student to illustrate their answer to the question 'What else can you do? Draw and tell.'

38. Where is It?

I have to go to school.
I need to get ready.



Where is my uniform?
In the wardrobe.

Where are my shoes?
Under the bed.



Where are my bag and bottle?
They are on the table.


Now, I am ready to go to school.



39. What do You See?



Draw and colour the things you like from the picture given above.



40. I Know—Sound of 'a'

act



ant



bat

Trace 'a' and complete the word.



m a t



c a p



v a n




41. I Know—Sound of 'e'

jet



den




egg

Trace 'e' and complete the word.



p e n



r e d



n e t



42. I Know—Sound of 'i'

six



pin



fix

Trace 'i' and complete the word.



s i t



t i p



i n k



43. I Know—Sound of 'o'

pot



fox



cot

Trace 'o' and complete the word.



m o p



d o g




b o x

44. I Know—Sound of 'u'

tug



jug



bun

Trace 'u' and complete the word.



h u t



r u n



u r n



45. I can Write—Words


Trace the words.



sad sad



pan pan



ten ten



peg peg



dig dig



sit sit



hot hot



sun sun



46. Tricky Words



Hello, my name is Tripti!



I am dancing.



We are playing.



She is jumping.



He is batting.



They are eating.

my

am

We

She

He

They

is

are





This is a pen.



I see an ostrich.



I see the India Gate.



That is a dog.



It is a school.



You can play with me.

It

This

That

a

an

I

You


with

Trace and write tricky words. Colour the flowers with 'this' and 'that'.



47. I can Read


Point and read.



h e n



t a p





m u d

Read with the help of clues.

He is a  boy.

I am  eating an  apple.

She is  swimming.


This is my  boat.

I see an  egg.



48. I can Help!

Trace the correct path to help put the fish food in the fish bowl.





49. I can Draw and Colour



Complete the figure and colour it.



50. I Use These Words



School



Classroom



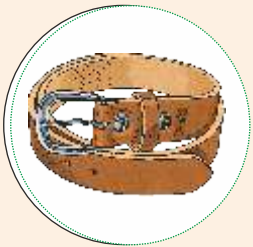
Bedroom



Anu



Storybook



Belt



Shoes



Toys



Computer



Sports



Prayer



Homework



School bus



Family



Mother



Father



Brother



Sister



Friend



Teacher





Teacher's Observation Report



Continuous observation of children's progress by the teacher is an important aspect of **NIPUN BHARAT**. We can assess a child's development in different skills by closely observing them throughout the academic year. Here is a chart to be filled in by the teacher. The chart will be helpful for the parents also to help and guide their children accordingly.

Sl.No.	Area of Observation	Requires attention/assistance from facilitator	Able to complete tasks with little assistance	Able to complete tasks without assistance	Hard spots	Remarks
1.	Physical and Motor Skill					
2.	Cognitive Skill					
3.	Social-emotional Skill					
4.	Cultural/Artistic Skill					
5.	Communication and Early Language Skill					
6.	Literacy Skill					
7.	Numeracy Skill					

